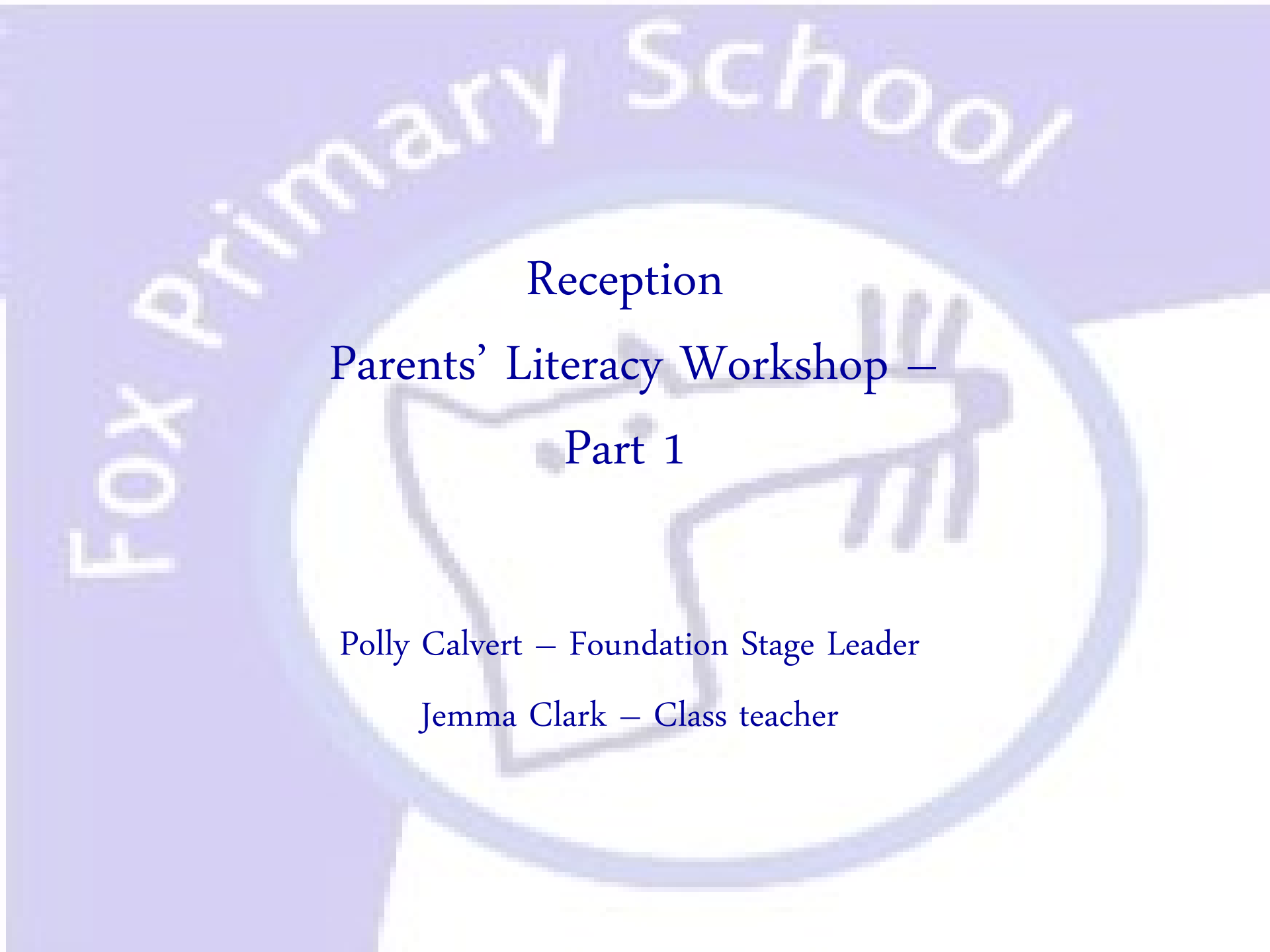


# FOX Primary School



Reception

Parents' Literacy Workshop –

Part 1

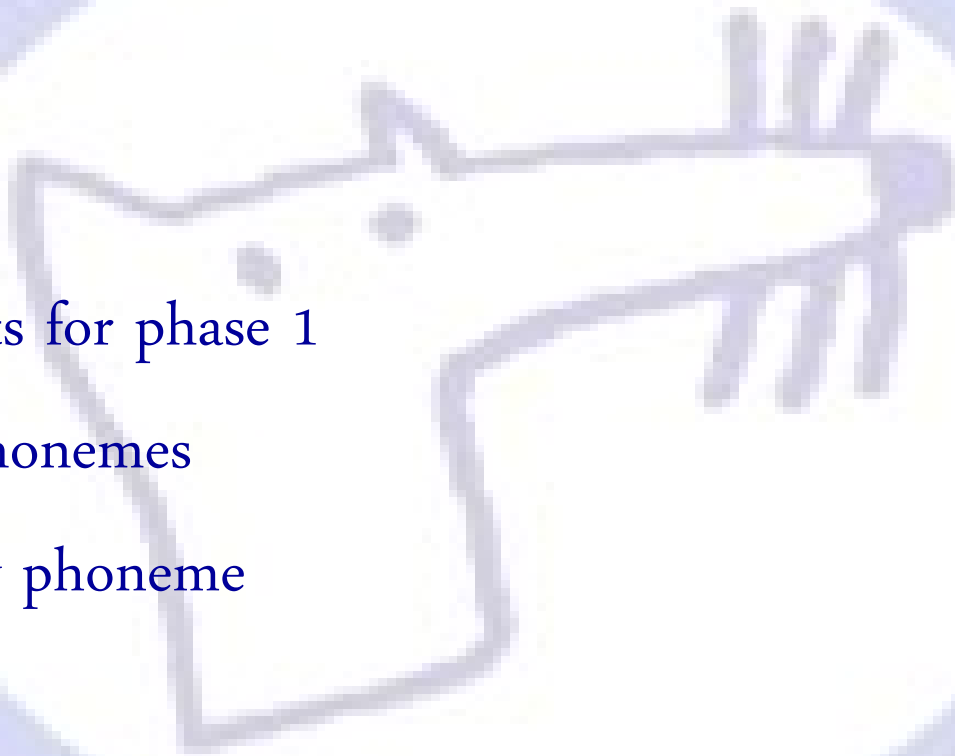
Polly Calvert – Foundation Stage Leader

Jemma Clark – Class teacher

# PART 1

## What will we cover?

- Early reading and writing (theory)
- Phonics at Fox
- Phonics Phases
- Ideas for parents for phase 1
- Pronouncing phonemes
- Teaching a new phoneme
- Any questions



“..the more words children know and understand before they start on a systematic programme of phonic work the better they are to succeed.....a broad and rich language experience for children ..is the hallmark of good early years practice.”

The Rose Review

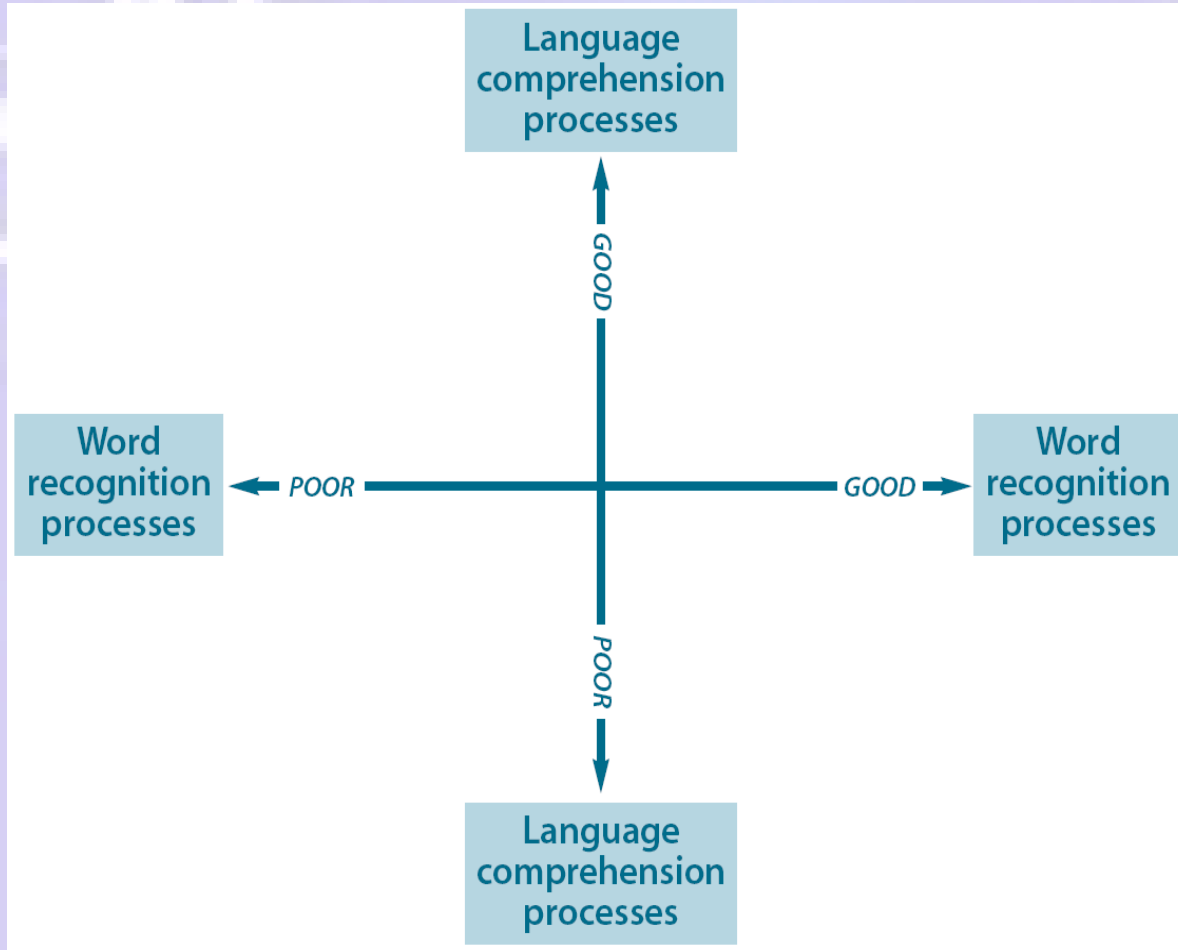
# FOX Primary School

“In a multimedia world adults have less time to talk and listen to children, but children need to talk to learn and grow.”

“Reading and writing float on a sea of talk...”


Sue Palmer

# Simple view of reading



Speaking and listening **MUST** come first!

# ary School



Δουε ελενε ελενε ελενε φεφφ.  
φοφ. φεφφ ελενε ελενε φεφφ.  
φοφ. φεφφ οπ ελενε φοφ. φεφφ  
ελενε ελενε φεφφ οπ ελενε  
ελενε φεφφ.

# Early Reading & Writing at Fox

- The children are taught synthetic **phonics**
- Scheme of work used is Ruth Miskin but we follow the Primary National Strategy Letters and Sounds
- In reception, year 1 and year 2 phonics is taught every day for half an hour
- Phonics is our primary approach

What knowledge and skills would your child need to be able to read this word?

sun





# Phonics is ...

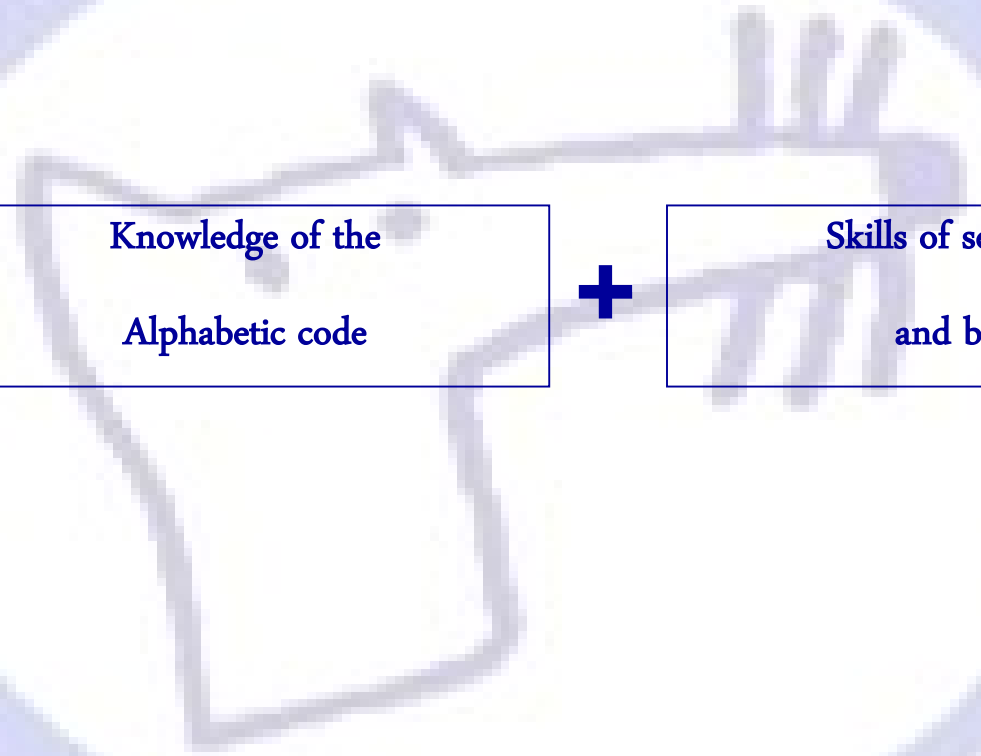
Phonics

=

Knowledge of the  
Alphabetic code

+

Skills of segmentation  
and blending



# Terminology

Term	Meaning	Examples
Phoneme	The smallest unit of sound that you can hear within a word. The word phoneme refers to the sound , NOT the letter(s) which represent the sound in writing.	c/a/t = 3 phonemes th/e/n = 3 phonemes ch/air = 2 phonemes s/t/r/aigh/t = 5 phonemes ough/t = 2 phonemes
Grapheme	The letters used to represent a phoneme	f – fat, enough, telephone ae – pain, hay, weight
Blend	To list the phonemes within a word and put together quickly to form the word. (Taught as a strategy <b>for reading</b> unknown words.)	
Segment	To split a word into its separate phonemes, as an <b>aid to spelling</b> .	
CVC word	Consonant, vowel, consonant word	cat

# Where do we begin?

- The teaching of phonics is broken down into 6 Phases
- Phase 1 and Phase 6 are ongoing
- Phase 2 to Phase 3 focus on teaching new phonemes and graphemes
- Nurseries should begin Phase 1
- In Reception, we always start with Phase 1

# PHASE 1

- Aspect 1 Environmental Sounds
- Aspect 2 Instrumental Sounds
- Aspect 3 Body Percussion
- Aspect 4 Rhythm and Rhyme
- Aspect 5 Alliteration
- Aspect 6 Voice Sounds
- Aspect 7 Blending and Segmenting

## PHASE 2

- Only begins after the child can orally blend and segment
- Children begin to learn the first representation of phonemes and how to write and read simple CVC words
- The phonemes are learnt in a specific order (not the order of the alphabet) – this is so the children can apply their knowledge almost immediately

# Progression of Sounds Taught

✚

Phase 2	Letters and Sounds
Set 1	s, a, t, p
Set 2	i, n, m, d
Set 3	g, o, c, k
Set 4	ck, e, u, r,
Set 5	h, b, f/ff, v/vl, ss
Phase 3 i	
Set 6	j, v, w, x
Set 7	y, z/zz, qu
Phase 3 il	ch, sh, th, ng/nk
Phase 3 ill	ay, ee, igh, ow,
	oo, oo, ar, or,
	air, ir, ou, oy
	ire, ear, ure
Phase 4	CVCC/CCVC words
	Folysyllabic words
Phase 5	a-e, ea, i-e, o-e,
	u-e, aw, are, ur,
	ow, oi, ai, oa, ew, er
	/z/

FOX P

# The sounds of spoken English

- 44 sounds or 'phonemes'
- 19 – vowel sounds
- 25 – consonant sounds
- Phoneme – smallest unit of sound in a word

! We focus on the sound of the letter and not on the letter name.  
Letter names are taught incidentally.

# Pronouncing phonemes

## 1. Stretchy sounds

f l m n r s v z

## 2. Bouncy sounds

a i p u t h b d g o j c k e ck

w x qu y

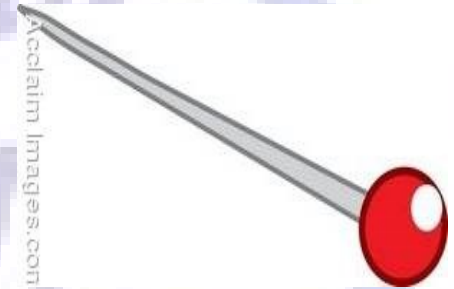


Can you segment these words?



# How do we teach a new phoneme?

- Show the children pictures which include the phoneme we wish to teach



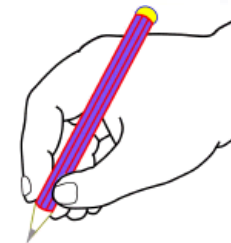
- Stretch each word
- “Robot talk” each word
- Count the number of phonemes on our fingers
- Listen out for the phoneme which is the same in each word
- Decide if it is a bouncy or stretch sound

# How do we teach a new phoneme?

- Show the children what that phoneme looks like
- Discuss what the letter looks like and practise forming **the letter** with our bodies
- Model how to hold our pencil
- Model how to write the phoneme



Bounce: p-p-p-pirate  
Handwrite: Down the plait and  
over the pirates face



# How do we teach a new phoneme?

- Write 3 - 4 CVC words including the new phoneme in pre-cursive handwriting (remembering sound buttons!)

- For example :

p o t



• • •

- Read a sentence/phrase including the new phoneme

“ pat the dog ”



# Primary School

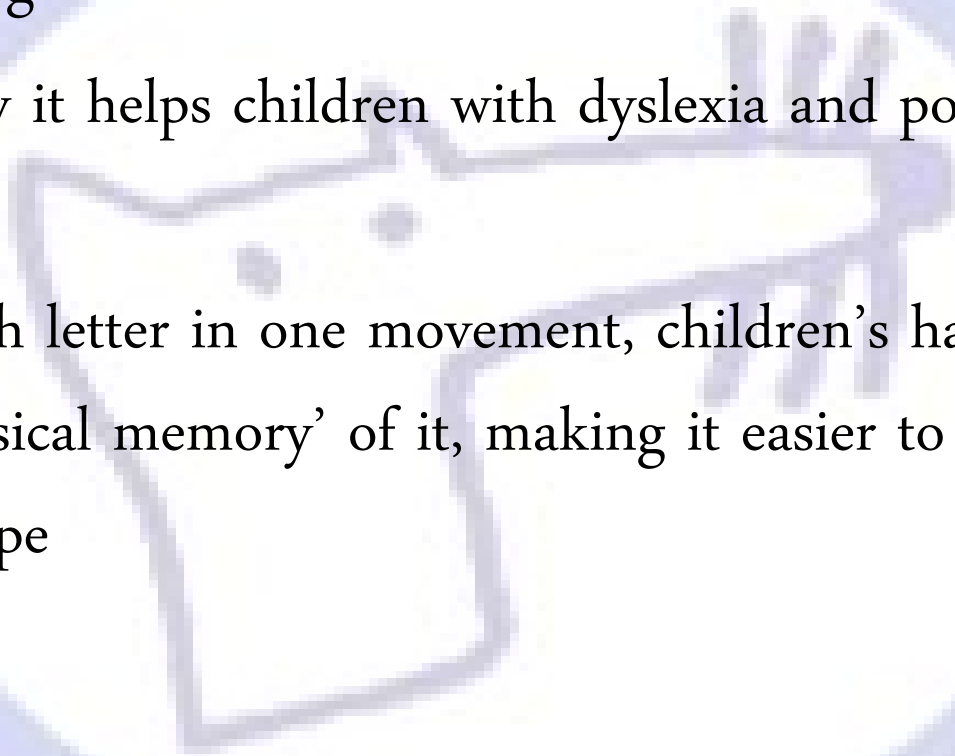
A B C D E F G H I J K L M  
N O P Q R S T U V W X Y Z

a b c d e f g h i j k l m  
n o p q r s t u v w x y z

The quick brown fox jumps  
over the lazy dog.

# Pre-cursive handwriting

- New this year
- Supports joining later on
- Research to say it helps children with dyslexia and poor hand control
- By making each letter in one movement, children's hands develop a 'physical memory' of it, making it easier to produce the correct shape



# PHASE 3

- Children begin to learn the first representation of digraphs
- Children in year 1 will begin joined up writing for this
- Digraphs

qu ch sh th (then / with) ng ay ee igh ow oo oo

ar or air ir ou oy ire ear ure

NB! We refer to the digraphs by the letter names, not as individual phonemes

How many phonemes are there in the following words?

top	scan
shower	fire
bird	fish
high	chair



## In Summary

- Please speak to your child as much as possible
- Read to them – LOTS!
- Encourage your child to explore new words, question things and respond in full sentences
- Play with words, listening to the specific sounds in words and investigating what your mouth is doing while saying these sounds (what are your lips doing, where is your tongue? etc.)
- This can be done in your home language!

# Questions?

- Please always check boards outside the classroom doors!
- Please come along to Early Reading & Writing Part 2 on Wednesday 2<sup>nd</sup> November
- Maths Workshop Wednesday 16<sup>th</sup> November
- NEW DATE: Characteristics of Effective Learning Workshop Wednesday 30<sup>th</sup> November
- Date of third literacy workshop to be confirmed – Spring term

THANK YOU!